I. Computer Naming Convention:

- First four characters of your school and room number for example:
  1. Aloh-R1
  2. Brag-R2
  3. Burb-R3

II. How to Install Altiris Client

- Start – Run – Brown to altiris client installation file to install
- Or double click on the installation file

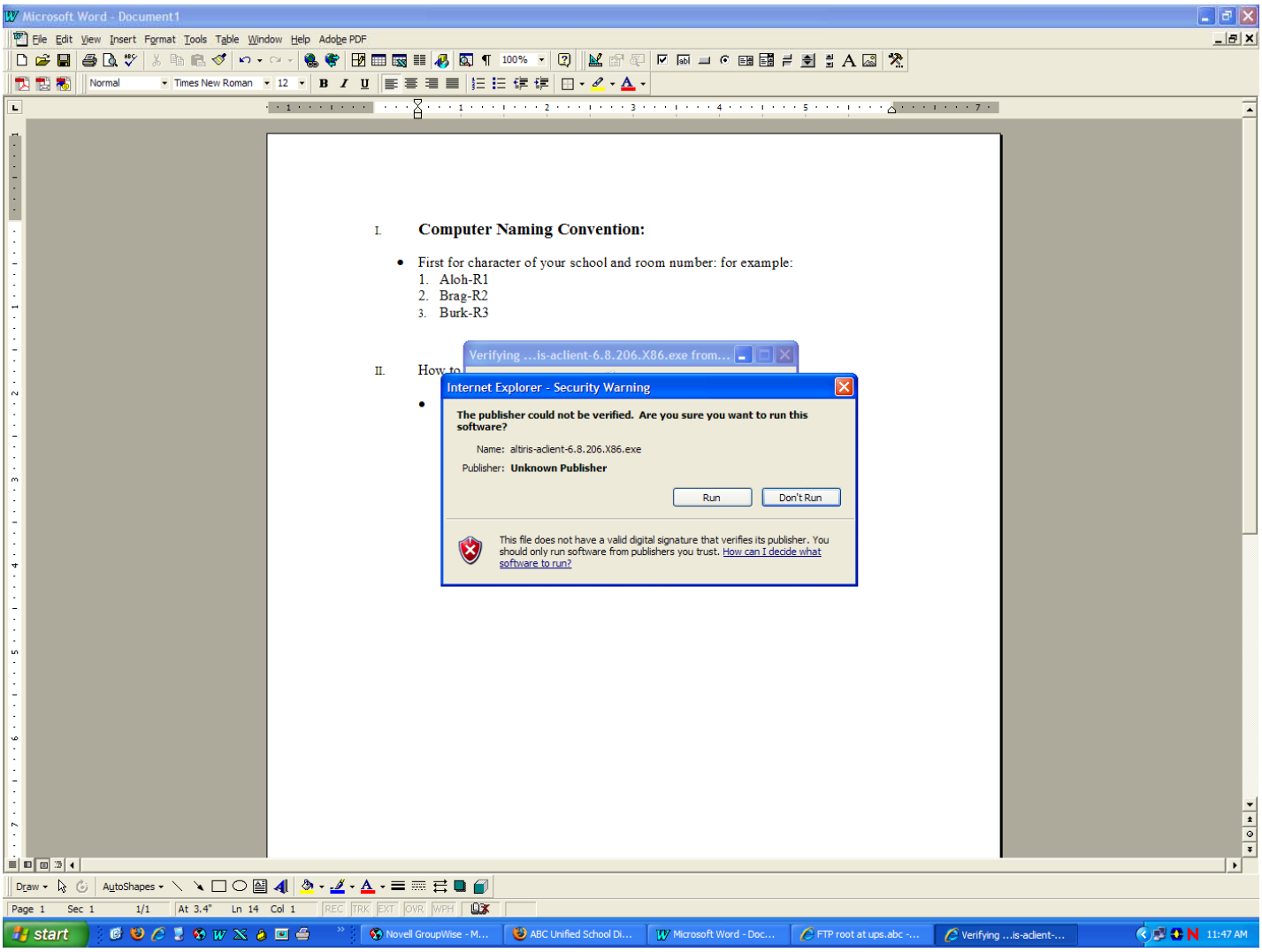

- Click Run

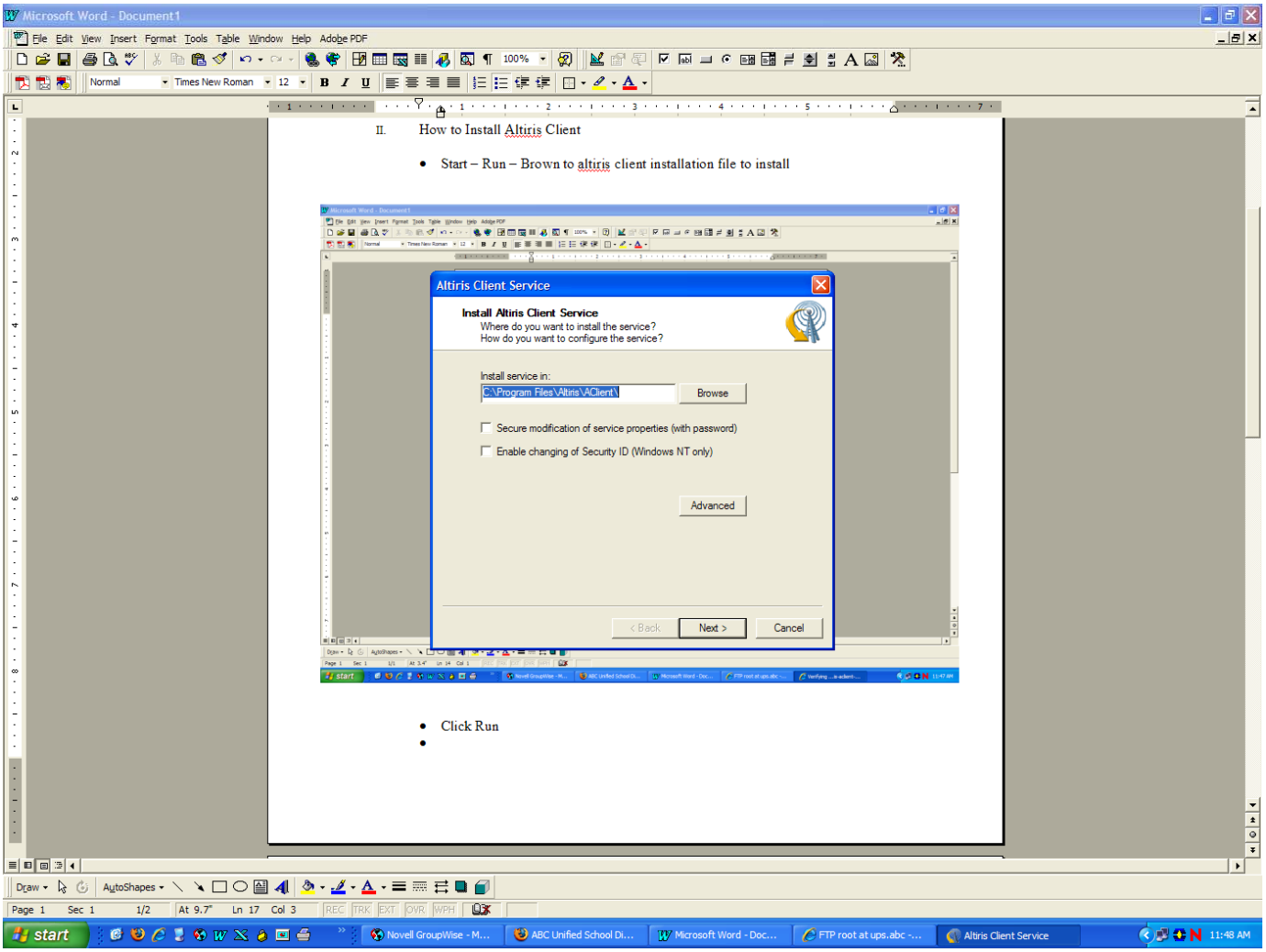

- Click on Advanced

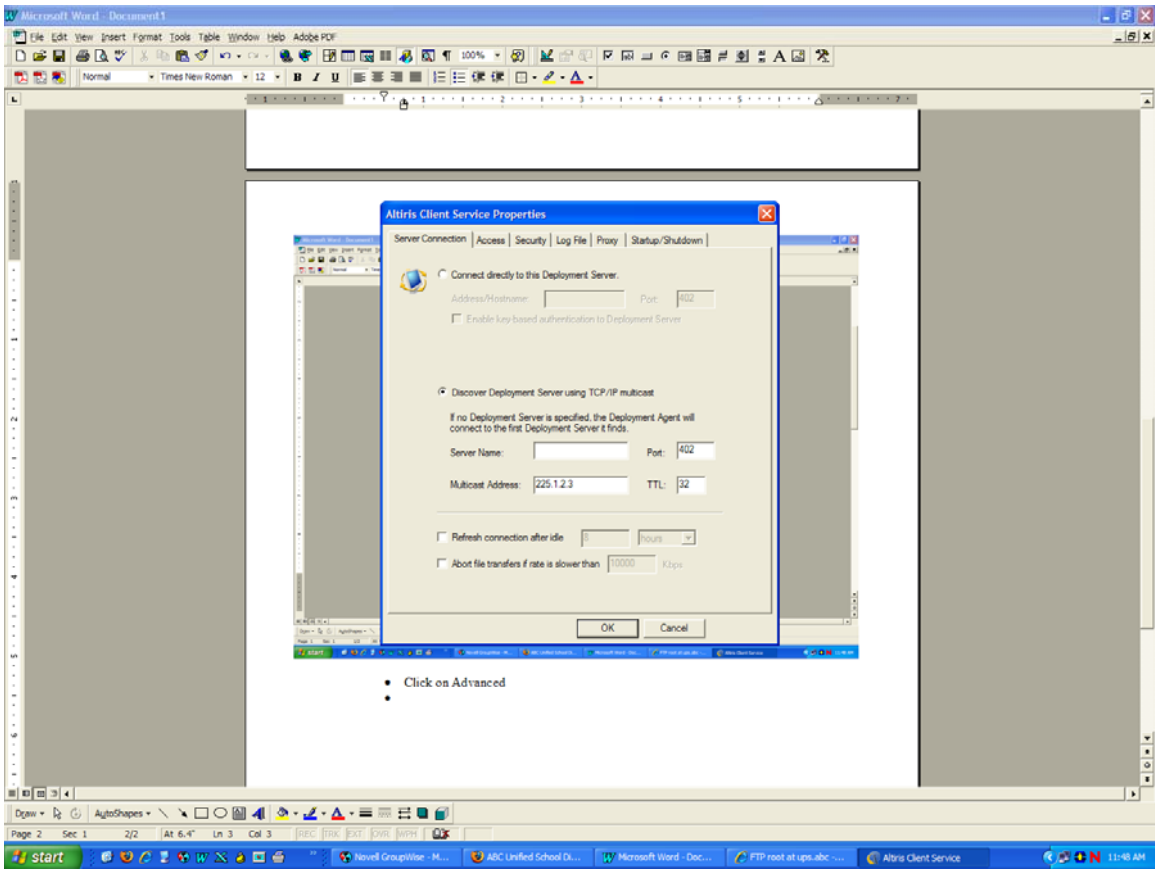

- Select “Discovery Deployment Server using TCP/IP multicast
- Then click “Ok” to continue
- Then click “Next” and “Next” and check “Reboot after client is installed” to install
- Click “Finish”

III. You can download A-client from your server by Ftp to it

1. from the browser type:

Aloah	ftp://Alohwin.abcusd.k12.ca.us
Bragg	ftp://bragwin.abcusd.k12.ca.us
Burbank	ftp://burbwin.abcusd.k12.ca.us
Carver	ftp://carvwin.abcusd.k12.ca.us
Cerritos Elem	ftp://cerrwin.abcusd.k12.ca.us
Elliott	ftp://elliwin.abcusd.k12.ca.us
Furgeson	ftp://furgwin.abcusd.k12.ca.us
Gonsalves	ftp://gonswin.abcusd.k12.ca.us
Hawaiian	ftp://hawawin.abcusd.k12.ca.us
Juarez	ftp://juarwin.abcusd.k12.ca.us
Kennedy	ftp://kennwin.abcusd.k12.ca.us
Leal	ftp://lealwin.abcusd.k12.ca.us
Melbourne	ftp://melbwin.abcusd.k12.ca.us
Niemes	ftp://niemwin.abcusd.k12.ca.us
Nixo	ftp://nixowin.abcusd.k12.ca.us
Palms	ftp://palmwin.abcusd.k12.ca.us
Stowers	ftp://stowwin.abcusd.k12.ca.us
Willow	ftp://willwin.abcusd.k12.ca.us
Wittmann	ftp://wittwin.abcusd.k12.ca.us
Carmenita	ftp://carmwin.abcusd.k12.ca.us
Ross	ftp://rosswin.abcusd.k12.ca.us
Fedde	ftp://feddwin.abcusd.k12.ca.us
Haskell	ftp://haskwin.abcusd.k12.ca.us
Tetzlaff	ftp://tetzwin.abcusd.k12.ca.us
Artesia HS	ftp://artewin.abcusd.k12.ca.us
Cerritos HS	ftp://cehswin.abcusd.k12.ca.us
Tracy HS	ftp://tracwin.abcusd.k12.ca.us
Whitney HS	ftp://whitwin.abcusd.k12.ca.us